



BALANCE GENERAL  
 AL 31 DE DICIEMBRE DE

ACTIVO CORRIENTE	NOTAS	2016	%	2015	%	VARIACIÓN	%
<b>DISPONIBLE</b>							
CAJA		\$ 4,898,600	0.0%	\$ 10,980,181	0.0%	-\$ 6,081,581	-55.4%
BANCOS		\$ 1,145,198,705	4.0%	\$ 720,470,319	2.6%	\$ 424,728,385	59.0%
		<u>\$ 1,150,097,305</u>	<u>4.0%</u>	<u>\$ 731,450,500</u>	<u>2.7%</u>	<u>\$ 418,646,804</u>	<u>57.2%</u>
<b>INVERSIONES</b>	2	\$ 1,124,353,808	3.9%	\$ 4,216,979	0.0%	\$ 1,120,136,829	26562.5%
<b>CUENTAS POR COBRAR</b>							
CLIENTES NACIONALES		\$ 8,929,691,301	31.0%	\$ 8,938,284,685	32.7%	-\$ 8,593,384	-0.1%
MENOS: PROVISION DE CARTERA		\$ 513,507,495	1.8%	\$ 442,476,202	1.6%	\$ 71,031,293	16.1%
	3	<u>\$ 8,416,183,806</u>	<u>29.2%</u>	<u>\$ 8,495,808,483</u>	<u>31.1%</u>	<u>-\$ 79,624,677</u>	<u>-0.9%</u>
OTROS DEUDORES	4	\$ 323,802,697	1.1%	\$ 268,845,126	1.0%	\$ 54,957,571	20.4%
		<u>\$ 8,739,986,503</u>	<u>30.3%</u>	<u>\$ 8,764,653,609</u>	<u>32.0%</u>	<u>-\$ 24,667,106</u>	<u>-0.3%</u>
<b>INVENTARIOS</b>	5	\$ 1,233,036,933	4.3%	\$ 1,183,972,554	4.3%	\$ 49,064,379	4.1%
<b>DIFERIDOS</b>							
GASTOS PAGADOS POR ANTICIPADO	6	\$ 32,739,642	0.1%	\$ 52,513,537	0.2%	-\$ 19,773,895	-37.7%
<b>TOTAL ACTIVO CORRIENTE</b>		<u>\$ 12,280,214,191</u>	<u>42.6%</u>	<u>\$ 10,736,807,180</u>	<u>39.3%</u>	<u>\$ 1,543,407,011</u>	<u>14.4%</u>
<b>PROPIEDAD PLANTA Y EQUIPO</b>							
MENOS: DEPRECIACION ACUMULADA		\$ 20,812,693,968	72.2%	\$ 19,706,472,009	72.0%	\$ 1,106,221,959	5.6%
		\$ 10,295,371,749	35.7%	\$ 9,148,825,610	33.4%	\$ 1,146,546,139	12.5%
<b>TOTAL PROPIEDAD PLANTA Y EQUIPO</b>	7	<u>\$ 10,517,322,219</u>	<u>36.5%</u>	<u>\$ 10,557,646,399</u>	<u>38.6%</u>	<u>-\$ 40,324,180</u>	<u>-0.4%</u>
<b>DEUDORES NO CORRIENTES</b>							
OTRAS CUENTAS POR COBRAR		\$ 119,936,417	0.4%	\$ 119,936,417	0.4%	\$ 0	0.0%
MENOS: PROVISION DEUDORES		\$ 119,936,417	0.4%	\$ 119,936,417	0.4%	\$ 0	0.0%
	8	<u>\$ 0</u>	<u>0.0%</u>	<u>\$ 0</u>	<u>0.0%</u>	<u>\$ 0</u>	<u>0.0%</u>
<b>DIFERIDOS</b>							
CARGOS DIFERIDOS	6	\$ 5,458,813	0.0%	\$ 2,173,599	0.0%	\$ 3,285,214	151.1%
<b>TOTAL ACTIVO NO CORRIENTE</b>		<u>\$ 5,458,813</u>	<u>0.0%</u>	<u>\$ 2,173,599</u>	<u>0.0%</u>	<u>\$ 3,285,214</u>	<u>151.1%</u>
<b>OTROS ACTIVOS</b>							
CARGOS POR CORRECCION MONETARIA	15	\$ 641,127,882	2.2%	\$ 682,991,215	2.5%	-\$ 41,863,332	-6.1%
INTANGIBLES		\$ 13,610,911	0.0%	\$ 0	0.0%	\$ 13,610,911	100.0%
AMORTIZACIÓN ACUMULADA		\$ 1,134,243	0.0%	\$ 0	0.0%	\$ 1,134,243	100.0%
<b>VALORIZACIONES</b>							
BIENES RAICES		\$ 5,249,333,946	18.2%	\$ 5,249,333,946	19.2%	\$ 0	0.0%
EQUIPOS Y MUEBLES		\$ 122,918,196	0.4%	\$ 122,918,196	0.4%	\$ 0	0.0%
<b>TOTAL VALORIZACIONES</b>	9	<u>\$ 5,372,252,142</u>	<u>18.6%</u>	<u>\$ 5,372,252,142</u>	<u>19.6%</u>	<u>\$ 0</u>	<u>0.0%</u>
<b>TOTAL OTROS ACTIVOS</b>		<u>\$ 6,025,856,693</u>	<u>20.9%</u>	<u>\$ 6,055,243,357</u>	<u>22.1%</u>	<u>-\$ 29,386,664</u>	<u>-0.5%</u>
<b>TOTAL DEL ACTIVO</b>		<u>\$ 28,828,851,916</u>	<u>100.0%</u>	<u>\$ 27,351,870,534</u>	<u>100.0%</u>	<u>\$ 1,476,981,382</u>	<u>5.4%</u>

  
 LEONEL BLANCO BAHOQUE  
 REPRESENTANTE LEGAL


  
 ZULLY MUÑOZ MOLINA  
 CONTADOR TP. 136802-T


  
 ALFONSO ARGUELLES ALAFON  
 REVISOR FISCAL T.P. 28623-T  
 VER DICTAMEN ADJUNTO

BALANCE GENERAL  
 AL 31 DE DICIEMBRE DE

PASIVO CORRIENTE	NOTAS	2016	%	2015	%	VARIACIÓN	%
OBLIGACIONES FINANCIERAS	10	\$ 667,009,236	2.3%	\$ 601,844,848	2.2%	\$ 65,164,388	10.8%
PROVEEDORES							
NACIONALES	11	\$ 793,781,954	2.8%	\$ 887,671,591	3.2%	-\$ 93,889,637	-10.6%
CUENTAS POR PAGAR	12	\$ 2,028,013,120	7.0%	\$ 2,017,130,715	7.4%	\$ 10,882,405	0.5%
OBLIGACIONES LABORALES							
CESANTIAS CONSOLIDADAS-CTE		\$ 270,281,755	0.9%	\$ 220,745,702	0.8%	\$ 49,536,053	22.4%
INTERESES SOBRE CESANTIAS		\$ 45,696,869	0.2%	\$ 43,448,453	0.2%	\$ 2,248,416	5.2%
VACACIONES CONSOLIDADAS		\$ 105,444,433	0.4%	\$ 83,241,807	0.3%	\$ 22,202,626	26.7%
OTRAS PRESTACIONES		\$ 11,243,670	0.0%	\$ 9,722,489	0.0%	\$ 1,521,181	15.6%
		\$ 432,666,727	1.5%	\$ 357,158,451	1.3%	\$ 75,508,276	21.1%
OTROS PASIVOS							
INGRESOS RECIBIDOS PARA TERCEROS	13	\$ 881,281,152	3.1%	\$ 809,076,466	3.0%	\$ 72,204,686	8.9%
ANTICIPOS Y AVANCES RECIBIDOS		\$ 450,588,427	1.6%	\$ 36,910,249	0.1%	\$ 413,678,178	1120.8%
		\$ 1,331,869,579	4.6%	\$ 845,986,715	3.1%	\$ 485,882,864	57.4%
<b>TOTAL PASIVO CORRIENTE</b>		<b>\$ 5,253,340,615</b>	<b>18.2%</b>	<b>\$ 4,709,792,319</b>	<b>17.2%</b>	<b>\$ 543,548,296</b>	<b>11.5%</b>
PASIVO NO CORRIENTE							
OBLIGACIONES FINANCIERAS	14	\$ 466,634,834	1.6%	\$ 1,350,000,090	4.9%	-\$ 883,365,256	-65.4%
CESANTIAS CONSOLIDADAS		\$ 123,599,483	0.4%	\$ 152,054,538	0.6%	-\$ 28,455,055	-18.7%
IMPUESTOS	12	\$ 0	0.0%	\$ 0	0.0%	\$ 0	0.0%
CREDITO POR CORRECCION MONETARIA	15	\$ 553,927,555	1.9%	\$ 590,117,328	2.2%	-\$ 36,189,773	-6.1%
<b>TOTAL PASIVO NO CORRIENTE</b>		<b>\$ 1,144,161,872</b>	<b>4.0%</b>	<b>\$ 2,092,171,956</b>	<b>7.6%</b>	<b>-\$ 948,010,084</b>	<b>-45.3%</b>
<b>TOTAL DEL PASIVO</b>		<b>\$ 6,397,502,487</b>	<b>22.2%</b>	<b>\$ 6,801,964,276</b>	<b>24.9%</b>	<b>-\$ 404,461,789</b>	<b>-5.9%</b>
PATRIMONIO							
CAPITAL AUTORIZADO		\$ 9,000,000,000	31.2%	\$ 9,000,000,000	32.9%	\$ 0	0.0%
CAPITAL POR SUSCRIBIR		-\$ 6,770,262,000	-23.5%	-\$ 6,770,262,000	-24.8%	\$ 0	0.0%
CAPITAL SUSCRITO Y PAGADO		\$ 2,229,738,000	7.7%	\$ 2,229,738,000	8.2%	\$ 0	0.0%
PRIMA COLOCACION DE ACCIONES		\$ 1,420,869,670	4.9%	\$ 1,420,869,670	5.2%	\$ 0	0.0%
RESERVA LEGAL	16	\$ 1,114,868,999	3.9%	\$ 1,114,868,999	4.1%	\$ 0	0.0%
RESERVA READQUISICION ACCIONES	17	\$ 990,943,162	3.4%	\$ 990,943,162	3.6%	\$ 0	0.0%
RESERVA FOMENTO ECONOMICO		\$ 6,950,980,764	24.1%	\$ 5,642,716,083	20.6%	\$ 1,308,264,681	23.2%
REVALORIZACION DEL PATRIMONIO	18	\$ 1,361,569,521	4.7%	\$ 1,470,253,521	5.4%	-\$ 108,684,000	-7.4%
SUPERAVIT POR VALORIZACIONES	9	\$ 5,372,252,142	18.6%	\$ 5,372,252,142	19.6%	\$ 0	0.0%
RESULTADO DEL EJERCICIO		\$ 2,990,127,171	10.4%	\$ 2,308,264,681	8.4%	\$ 681,862,490	29.5%
<b>TOTAL PATRIMONIO</b>		<b>\$ 22,431,349,429</b>	<b>77.8%</b>	<b>\$ 20,549,906,258</b>	<b>75.1%</b>	<b>\$ 1,881,443,171</b>	<b>9.2%</b>
<b>TOTAL PASIVO Y PATRIMONIO</b>		<b>\$ 28,828,851,916</b>	<b>100.0%</b>	<b>\$ 27,351,870,534</b>	<b>100.0%</b>	<b>\$ 1,476,981,382</b>	<b>5.4%</b>
CUENTAS DE ORDEN							
DEUDORAS	20	\$ 11,745,581,629		\$ 11,745,581,629		\$ 0	0.0%
ACREEDORAS POR EL CONTRA		-\$ 13,238,483,080		-\$ 12,595,576,777		-\$ 642,906,303	5.1%

  
 LEONEL BLANCO BAHUQUE  
 REPRESENTANTE LEGAL


  
 ZULLY MUÑOZ MOLINA  
 CONTADOR TP. 136802-T

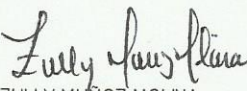
  
 ALFONSO ARGUELLES ALARCON  
 REVISOR FISCAL T.P. 28623-T  
 VER DICTAMEN ADJUNTO


ESTADO DE RESULTADOS  
 AL 31 DE DICIEMBRE DE

		2016	%	2015	%	VARIACIÓN	%
	NOTAS						
INGRESOS POR SERVICIOS HOSPITALARIOS		\$ 30,552,880,656	102.0%	\$ 29,076,546,675	102.0%	\$ 1,476,333,981	5.1%
DESCUENTOS		-\$ 62,029,253	-0.2%	-\$ 28,469,371	-0.1%	-\$ 33,559,882	117.9%
GLOSAS ACEPTADAS		-\$ 549,437,190	-1.8%	-\$ 542,492,952	-1.9%	-\$ 6,944,238	1.3%
INGRESOS OPERACIONALES - NETOS	ANEXO No.1 y NOTA 21	\$ 29,941,414,213	100.0%	\$ 28,505,584,352	100.0%	\$ 1,435,829,861	5.0%
COSTO SERVICIOS HOSPITALARIOS	ANEXO No.2	\$ 22,261,323,471	74.3%	\$ 21,685,842,579	76.1%	\$ 575,480,892	2.7%
UTILIDAD BRUTA	ANEXO No.6	\$ 7,680,090,743	25.7%	\$ 6,819,741,773	23.9%	\$ 860,348,969	12.6%
GASTOS OPERACIONALES DE ADMINISTRACION	ANEXO No.3	\$ 3,309,671,033	11.1%	\$ 2,967,910,122	10.4%	\$ 341,760,910	11.5%
UTILIDAD (PERDIDA) DE OPERACIONES	ANEXO No.6	\$ 4,370,419,710	14.6%	\$ 3,851,831,651	13.5%	\$ 518,588,059	13.5%
GASTOS FINANCIEROS	ANEXO No.4	\$ 320,581,057	1.1%	\$ 401,128,372	1.4%	-\$ 80,547,316	-20.1%
INGRESOS NO OPERACIONALES	ANEXO No.5	\$ 1,175,450,594	3.9%	\$ 1,001,004,336	3.5%	\$ 174,446,258	17.4%
OTROS EGRESOS	ANEXO No.4	\$ 80,644,764	0.3%	\$ 172,608,281	0.6%	-\$ 91,963,517	-53.3%
UTILIDAD (PERDIDA) ANTES DE PROVISION E IMPUESTOS		\$ 5,144,644,483	17.2%	\$ 4,279,099,334	15.0%	\$ 865,545,149	20.2%
PROVISION DEUDAS DIFICIL COBRO		\$ 417,636,386	1.4%	\$ 468,441,653	1.6%	-\$ 50,805,267	-10.8%
PROVISION INVERSIONES	2	\$ 0	0.0%	\$ 0	0.0%	\$ 0	0.0%
UTILIDAD (PERDIDA) ANTES DE IMPUESTOS		\$ 4,727,008,097	15.8%	\$ 3,810,657,681	13.4%	\$ 916,350,416	24.0%
IMPUESTO DE RENTA	19	\$ 1,736,880,926	5.8%	\$ 1,502,393,000	5.3%	\$ 234,487,926	15.6%
UTILIDAD (PERDIDA) NETA DEL PERIODO		\$ 2,990,127,171	10.0%	\$ 2,308,264,681	8.1%	\$ 681,862,490	29.5%

LAS NOTAS QUE SE ANEXAN FORMAN PARTE INTEGRAL DE ESTOS ESTADOS FINANCIEROS

  
 LEONEL BLANCO BAHOQUE  
 REPRESENTANTE LEGAL

  
 ZULLY MUÑOZ MOLINA  
 CONTADOR TP. 136802-T

  
 ALFONSO ARGUELLES ALARCON  
 REVISOR FISCAL T.P. 28623-T  
 VER DICTAMEN ADJUNTO